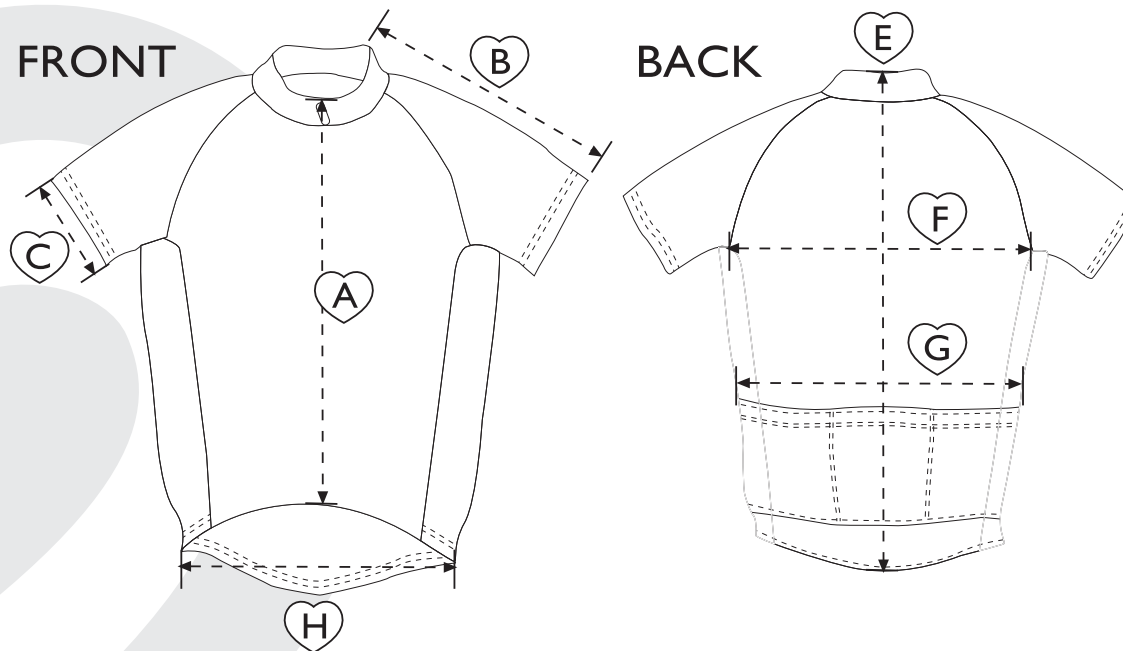


PISSEI size chart



PISSEI

SS jersey



	XS (1) CM	S (2) CM	M (3) CM	L (4) CM	XL (5) CM
A	50.0	51.0	52.0	53.0	54.0
B	35.0	37.0	39.0	40.0	41.0
C	12.0	13.0	14.0	15.0	16.0
E	60.5	63.0	64.0	66.5	67.5
F	42.5	43.0	44.0	45.0	47.0
G	39.0	40.0	41.0	42.0	43.0
H	32.5	33.5	34.5	35.5	36.5

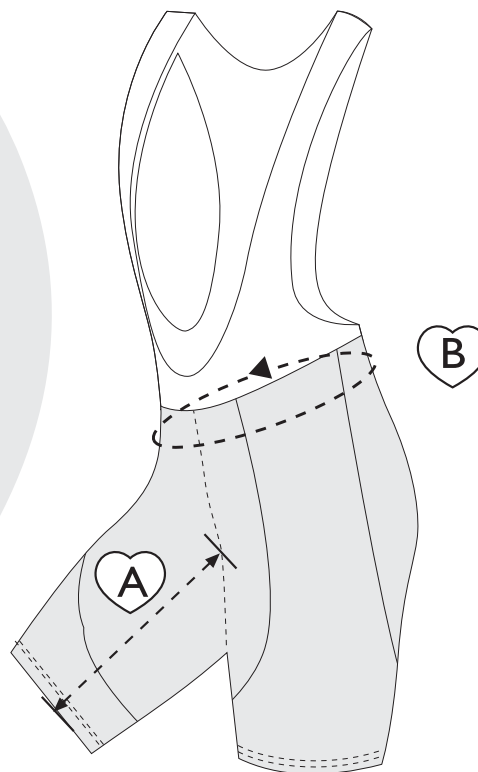


PISSEI

2012

Pag. 2

Bib short



	XS (1) CM	S (2) CM	M (3) CM	L (4) CM	XL (5) CM
A	21.5	22.5	24.5	26	28
B	66.0	70	77	79	82



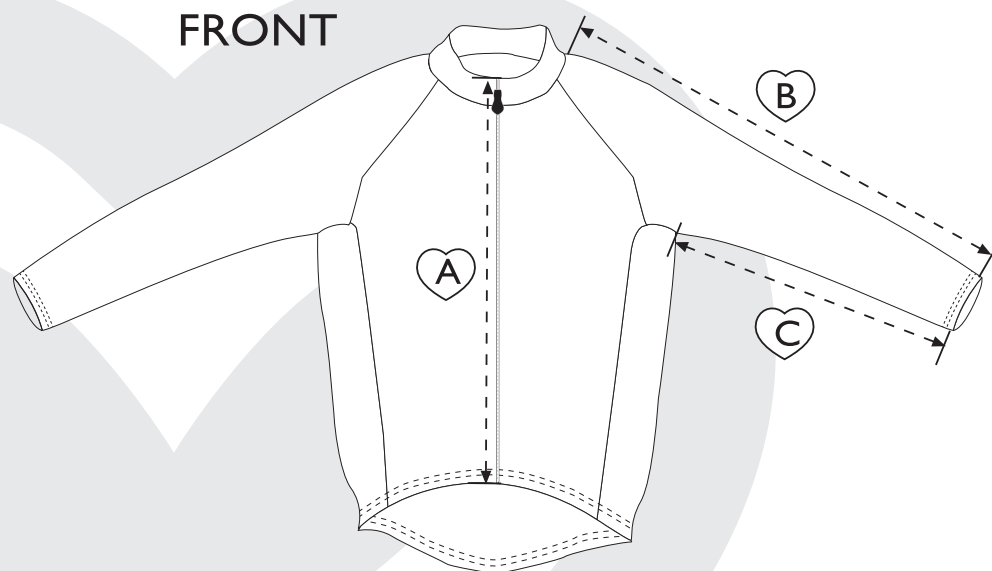
PISSEI

2012

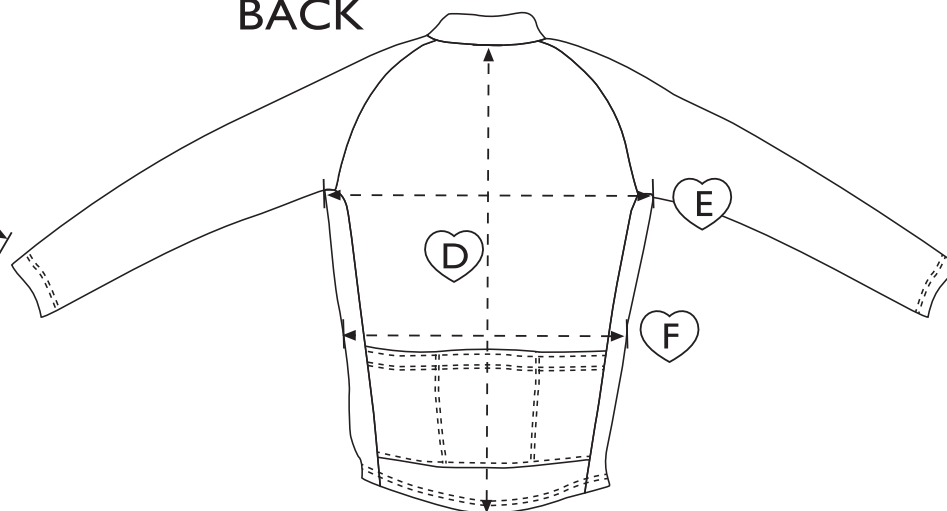
Pag. 3

LS jersey

FRONT



BACK



	XS (1) CM	S (2) CM	M (3) CM	L (4) CM	XL (5) CM
A	50	50	51	51	51
B	72	78	80	80	80
C	52	57	59	59	59
D	60	62	63	66	69
E	44	46	47	49	50
F	40	42	44	46	48

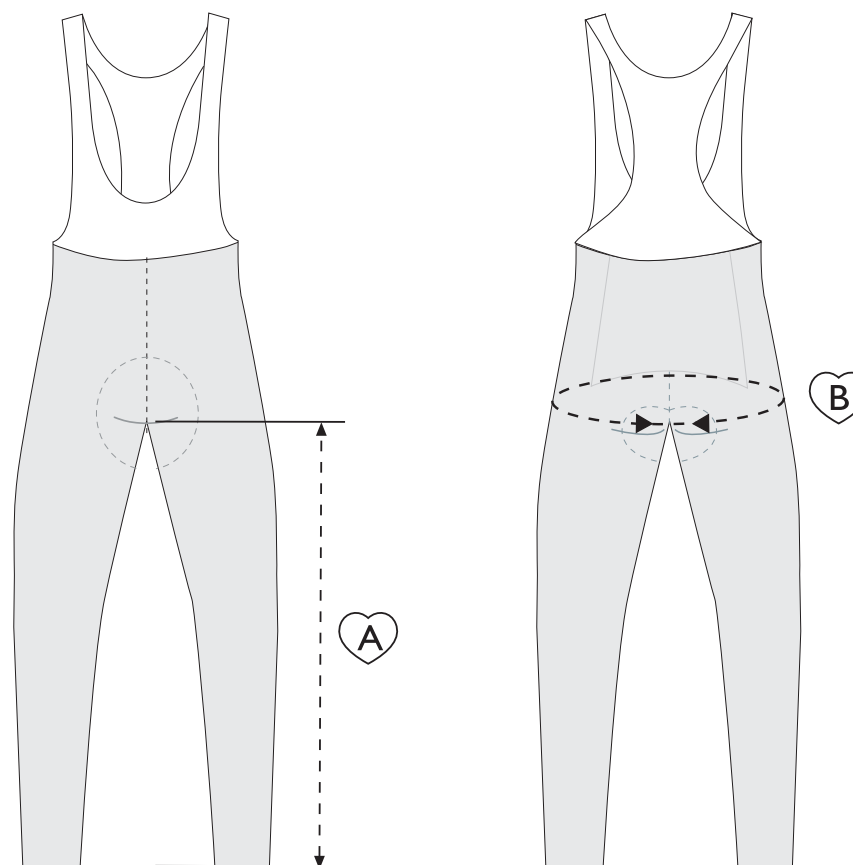


PISSEI

2012

Pag. 4

Bib tight



	XS (1) CM	S (2) CM	M (3) CM	L (4) CM	XL (5) CM
A	68	69	71	74	76
B	64	66	72	78	86
Recommended hip size	76-82	78-86	84-94	86-96	90-100



PISSEI

2012

Pag. 5